

**SPS-RF100**

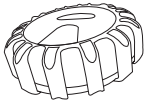


**QUICK START GUIDE FOR  
SPS LED ROAD FLARES**

**SatPhone Shop**

**WHATS IN THE BOX ▶**

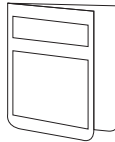
**PACK CONTENTS**



3x SPS LED  
Road Flares



1x Carry Bag



1x Quick Start  
Guide

*\*Each flare requires 3 AAA batteries (not included)*

UNSPRINTED

**SatPhone Shop**

**SatPhone Shop Pty Ltd**

5/8 Anzed Court  
Mulgrave, Victoria  
AUSTRALIA, 3170  
Phone: 1300 368 611  
support@satphoneshop.com  
www.satphoneshop.com

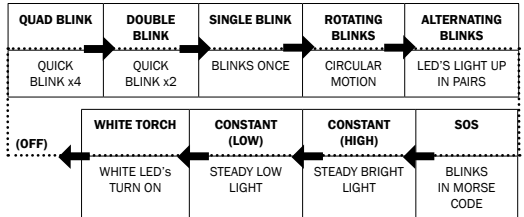
**OPERATING INSTRUCTIONS ▶**

To turn **ON** - Press the power button once

To **change the light mode** - Press the power button again

To turn **OFF** - Hold the power button for 2 seconds or click to the end of the light modes.

**9 LIGHT MODE SEQUENCE:**



## ► SPECIFICATIONS

TYPE	LED Emergency Magnetic Flashlight
SIZE	100mm Diameter x 35mm Thickness
WEIGHT	155g
VISIBILITY	360° Up to 1.6km
TEMPERATURE (CELSIUS)	-40 to 120°C
VOLTAGE	3.6V
CURRENT	0.5A
POWER	2W

## ► BATTERY REPLACEMENT

Unscrew the Phillips screws from the back case. Once both screws are loose, carefully use the hook mount to pull the case off. Put new batteries in and then place the case back on, aligning the tabs at the top.

## ► SAFETY & MAINTENANCE

- This product is not a toy. Keep out of reach of children.
- Always consult your local highway safety guidelines for appropriate use and placement when using in emergency roadside situations.
- Replace batteries every 6 months.
- Do not use while vehicle is in motion. Remove before driving.

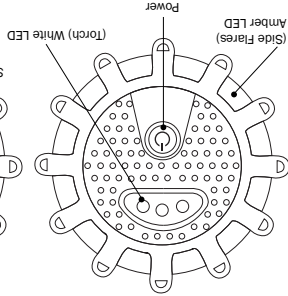
- Do not mix old and new batteries.
  - Do not mix alkaline, standard (Carbon Zinc) or rechargeable (Nickel-Cadmium) batteries.
  - Replace all batteries at one time.
  - To avoid leakage or explosion, do not put batteries in fire.
  - Remove batteries if product is to be left unused for a long period of time.
  - Clean the battery contacts and also the devices prior to battery installation.
  - Do not attempt to alter or change the LED's. Clean only with a dry or slightly damp cloth.
- Limitations of Warranty/Local Laws**
- This Product is covered by Australian warranty. This Limited Warranty is applicable in all countries and is enforceable in any country or region where SatPhone Shop offers warranty service for the Product. Outside of Australia, any different warranty terms, liabilities and/or legal requirements of the country in which the Product is sold are specifically disclaimed by SatPhone Shop. Warranty service availability and response times may vary from country to country and may be subject to registration requirements in the country of purchase. Please contact SatPhone Shop for warranty support.

## ► WARRANTY

### **Users in Australia and New Zealand**

SPS LED Road Flares come with a twelve (12) month warranty, from the date of shipment to the Customer. This product comes with guarantees that cannot be excluded under the Australian Consumer Law (ACL) and similar legislation in New Zealand. Consumers are entitled to a replacement or refund for a major failure. Consumers are also entitled to have this product repaired or replaced if the product fails to be of acceptable quality and failure does not amount to a major failure. Please follow the product instructions for correct operation, and report problems promptly; problems caused by use that is abnormal or contrary to instructions will generally not be covered.

### FRONT



### BACK

